

MONITOR MIX GUIDELINES:

The following are guidelines only and may change depending on the configuration of the room etc. etc.

Mixing desk must be well lit and located in a reasonable position relative to the stage. The location shall be high enough so that the engineer has a clear view of the stage at all times. **DO NOT USE SIDE FILLS.**

MIX #	ASSIGNED TO:	MIX REQUEST	ADDITIONAL NOTES/REQUESTS
1	MACEO	ALTO, MACEO VOCAL	<i>A little:</i> trombone, snare, hi-hat, Keyboards, and 2 background vocals
2	TROMBONE	TROMBONE	Maceo's vocal Trombone vocal
3	KEYS	BOTH KEYBOARDS	
4	BASS	BASS	
5	DRUMS	EVERYTHING EXCEPT DRUMS	Please do NOT use huge drum fill for drum, but regular
6	VOCALS	OWN VOCALS MACEO VOCALS	Set level

WEB RIDER VERSION

NOT FOR CONTRACTUAL USE

FOLLOWING GUIDELINES: DO NOT UNDER ANY CIRCUMSTANCES ADJUST ANY MONITORS (LEVEL OR EQ) WHILE MUSICIANS HAVE THE STAGE, EXCEPT UNDER THE DIRECTION OF ARTIST'S SOUND ENGINEER.

E. LIGHTING REQUIRMENTS

ARTIST'S MANAGEMENT shall have exclusive control over the house lights throughout the show. All sound and lighting systems must be approved by ARTIST's Tour Manager in advance of the show date. ALL LIGHTING NEEDS TO BE APPROVED AT SOUND-CHECK.

- All lighting fixtures must be at least ten (10) metres above the stage height.
- All light must be directed away from the heads of the band, NO DIRECT LIGHTING ON BAND MEMBERS HEADS FROM BEHIND OR FRONT.
- **STEADY EVEN LIGHTING SHOULD BE USED.**
- A mixture of: lavenders, pinks, whites, reds, orange and PURE blue should be used.
- **NO GREEN, BLUE /GREEN, TURQUOISE GELS TO BE USED.**
- If a follow spot is used (and this is NOT a requirement), it should be used with discretion and not all the time. Maceo likes to be able to see the audience, and you may want to light the audience for some parts of the show.
- **NO SMOKE OR FOG MACHINES TO BE USED DURING SOUND-CHECK OR DURING THE SHOW FOR THE ARTIST OR FOR ANY ACTS PRECEDING THE ARTIST.**

Please note: Members of the band are allergic to chemicals and ARTIST shall NOT be able to perform if smoke is used. We are sure that you do not want this to happen.

- A lighting pole, for moving any offending lights must be provided to ARTIST MANAGER at sound-check for emergency use during the show.
- **NO BLACKOUTS are allowed** during the performance; the **stage must be lit at all times** including and especially in between songs. Maceo gives signals to the band during the entire show, they cannot see him if there are blackouts, therefore no black-outs or overly sudden changes of lighting.

Finally and very importantly, please run your lights during sound-check so we can check no one is going to be overheated during the show. Too often we find out the lights are too close or too hot too late... Please do not direct any lights at the back of anyone's head. If lighting rig is lower than two (2) metres, please do not use overhead lighting.

Please let us know if you feel unable to take direction from ARTIST MANAGEMENT during the show. We would rather know this ahead of time then struggle with this kind of problem during the show. Thanks!

F. BACKLINE: (PRESENTER shall provide the following equipment)

Full Drum Kit, which must include the following SPECIFIC items:

Preferences: Drums

- Yamaha maple absolute
- 22' kick
- 10' tom
- 16 floor tom
- 3 cymbal stands
- Snare stand
- Hi hat stand
- DW 9000 pedal
- Roc n soc bicycle throne
- Remo pinstripe heads
- All appropriate accessories and tuning keys
- An electric fan

NOTE: Drums should be on a carpet on the stage, NOT on a riser. If riser must be used it must be no higher than 15" (30cm)

BASS

- Eden WT-800 amp with 1 x 15" and 4 x 10" cabinets
- If not available
- Ampeg SVT pro amp with SVT 8x10" cabinet
- One (1) Guitar stand
- One (1) quarter inch instrument cable
- One (1) DI Box
- One "bar stool" type seat with no arms/back

GUITAR

- One (1) Fender "Hot Rod" Deluxe or Fender "Hot Rod" Deville guitar amp
- Any version of this amp is fine but must be the HOT ROD designated model with channel switching
- One (1) foot pedal switch VERY IMPORTANT
- One (1) Guitar stand
- One (1) quarter inch instrument cable
- A small electric fan behind amp for cooling -

KEYBOARDS (2)

Please Note: Pedals must be provided along with stand and seat and the 2 keyboards

- One (1) two tier Keyboard stand on which to be mounted

Top

- One (1) NORD STAGE/ NORD ELECTRO Keyboard +
- ONE (1) stereo volume pedal
- ONE (1) sustain pedal

Bottom

- One (1) YAMAHA Motif ES8 WEIGHTED Keyboard
- ONE (1) sustain pedal

ALSO

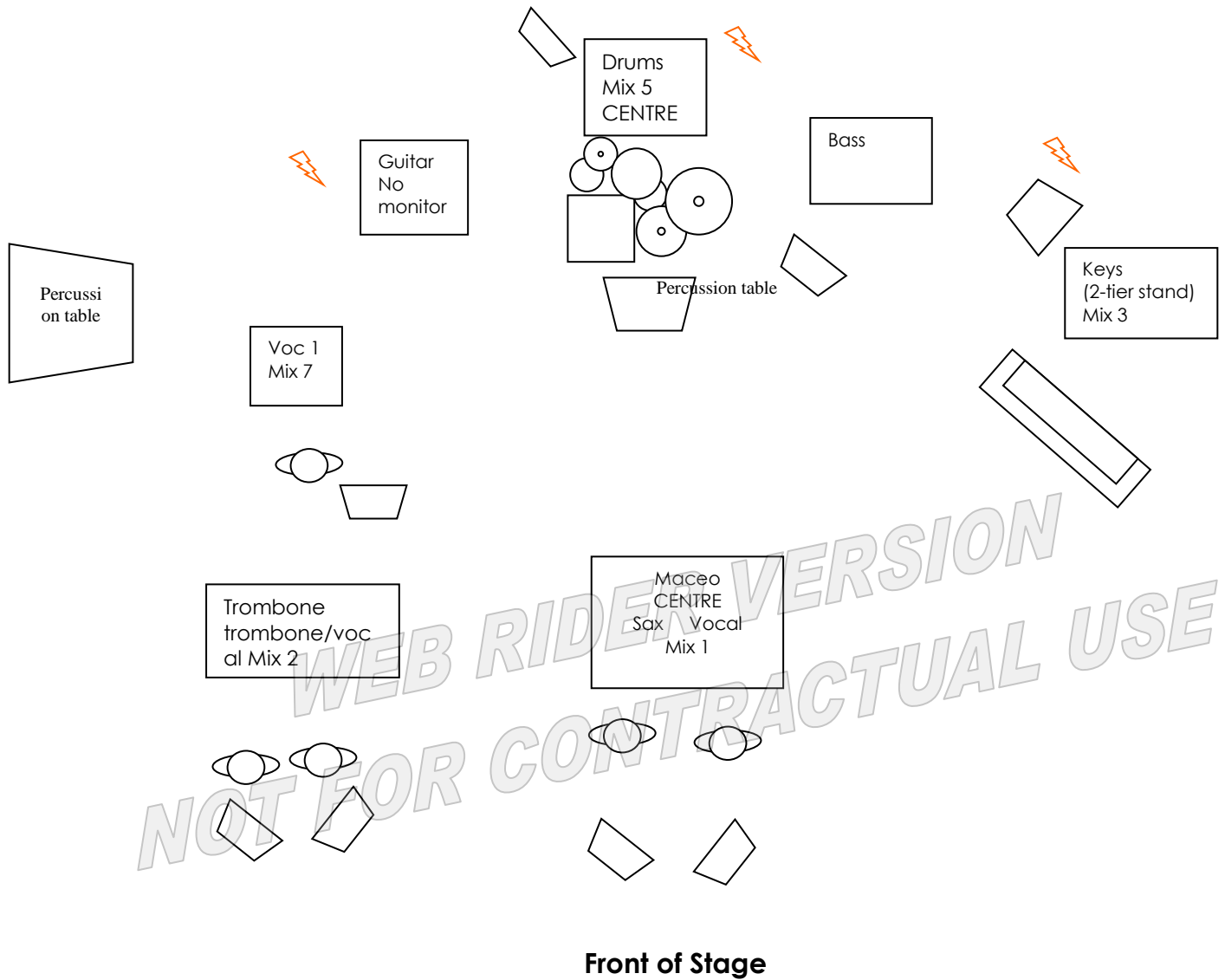
- Six (6) quarter inch instrument cables
- One (1) adjustable keyboard stool or drum-throne for keyboard player
- Four (4) DI Boxes
- Two (2) percussion tables for use on stage as per stage plot

1	Kick	B52				
2	Snare	SM 57				
3	Hi-hat	SM 81/AKG 451				
4	Rack Tom	Sennheiser 421 /604				
5	Floor Tom	Sennheiser 421/ 604				
6	OH	SM 81 / AKG 451				
7	OH	SM 81 / AKG 451				
8	Bass	DI Passive				
9	Guitar	SM 57				
10	NORD Keys L	DI Passive				
11	NORD Keys R	DI Passive				
12	Yamaha Keys L	DI Passive				
13	Yamaha Keys R	DI Passive				
14	Backing Vocal	Shure SM58				
15	Vocal Trombone	Shure SM58				
16	Trombone	Shure SM58				
17	Vocal Centre (Maceo)	Shure SM58				
18	Saxophone (Maceo)	Shure SM58				

WEB RIDER VERSION
 NOT FOR CONTRACTUAL USE



MACEO PARKER INPUT LIST

MACEO PARKER STAGE PLAN



Front of Stage

Key:

-  - Mic
-  - Monitor
-  - Backline power outlets

All Microphones (horns and vocal mics) to be on BOOM Stands

Please do NOT use huge drum fill for drum monitor but regular size monitor!

If you have any queries then please contact:

Natasha Maddison: Natasha4MP@aol.com - +44 7802 747 198