



SWEET HONEY IN THE ROCK- 2010 TOUR TECH – Page 1 of 3

ONE SHEET BASIC STAGE AUDIO PLOT

Art Steele- SHIR TECH Director MUST BE CONTACTED
30 DAYS PRIOR TO SHOW TO APPROVE SOUND AND LIGHTING PACKAGES



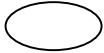
[Minimum usable stage is 32 ft across front by 16 feet deep]

Center  stage (solo position Hot Spot)

CODES:



Sturdy armless chair with level seat



Boom percussion mike stand with Artist supplied wireless



Galaxy Hot Spot Monitor – converted for NL4 or 1/4inch phone inputs

(These are artist-provided, on one mix from artist FOH Sonosax, wired to and powered by Artist-provided Bryston Amp backstage)

NOTES: Sweet Honey will provide from its tour inventory as follows:

>5 channels of DPA headsets on Sony 8B wireless belt packs - Inputs #1-5

>2-channels of Sony handheld wireless mikes - Percussion is Channel #7, Spare is Channel #8

>Sonosax SX-8 FOH mixer- which will generate the FOH and monitor Sweet Honey mixes

which route through Venue or Sound company-supplied stereo KT DN 360 1/3 octave

EQ(channel A to Venue supplied FOH board via mike input) (Channel B to venue-provided

multicore snake to artist-provided Bryston monitor amp on-stage to drive artist-supplied Galaxy Hotspot Monitors)

VENUE or Sponsor-hired SOUND COMPANY must provide:

> Art Steele -approved state of the art FOH main system

> Art Steele- approved state of the art monitor system as back-up if airline loss or damage to Sweet Honey monitor system- (4-6 professional wedges with amplification)

> 8- hard-wired mikes on 100% functioning tripod boom stands - with all necessary stage mike cabling, sub snakes, house snakes

> Professional format CD recorder/ burner(Tascam, Panasonic, Denon, Sony) with balanced XLR inputs

ALL STAGING, SOUND, & LIGHTING CHANGES MUST BE APPROVED BY ART STEELE

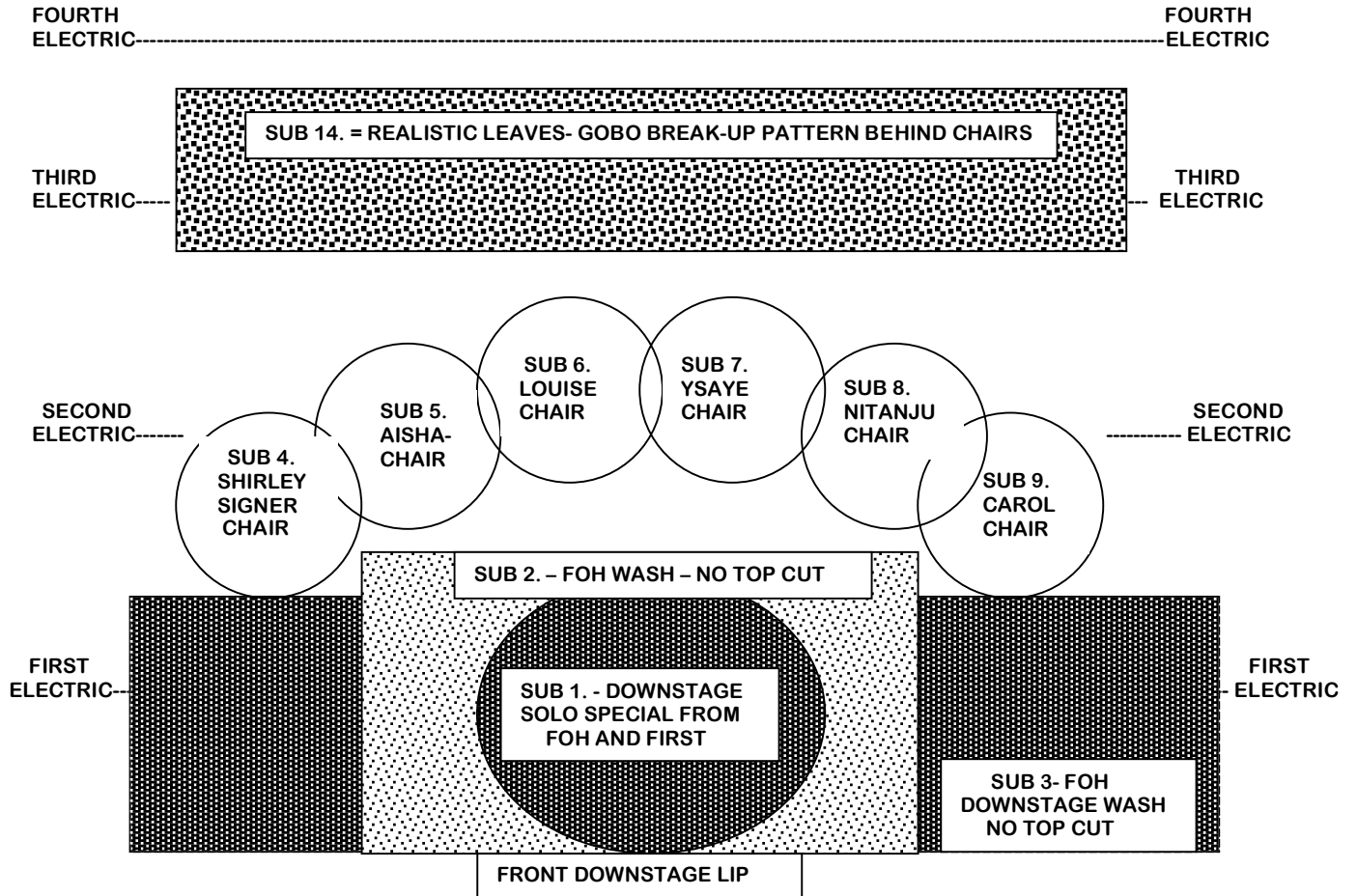
CONTACT: Art Steele/ Audio Promedia -PO BOX 345, Sunderland, MA 01375 USA
PHONE: 413-665-1234/ FAX 413-665-2234/ E-MAIL: as@crocker.com / Website: www.artsteele.com

SWEET HONEY IN THE ROCK- 2010 TOUR TECH – Page 2 of 3

STAGE LIGHTING VISUAL PLOT

Art Steele- SHIR TECH Director MUST BE CONTACTED
30 DAYS PRIOR TO SHOW TO APPROVE SOUND AND LIGHTING PACKAGE

3- COLOR CYC LIT- BY GROUND ROW ONLY - SUB 15. = LEE 201(LIGHT BLUE),
SUB 16. = LEE 238(DARK AMBER),
SUB 17. = ROSCOE R10 (YELLOW)



SUB 10. = ALL DOWNS -(SUBS 4,5,6,7,8,&9)
SUB 11. = FULL STAGE WASH- PRIMARY RED (ALL ELECTRICS + FOH)
SUB 12. = FULL STAGE WASH- PRIMARY BLUE (ALL ELECTRICS + FOH)
SUB 13. = FULL STAGE WASH - LEE 238 AMBER (ALL ELECTRICS)
SUB 18. = WARM HIGH SIDES ON FIRST AND SECOND ELECTRIC PIPE ENDS
SUB 19. = COOL HIGH SIDES ON FIRST AND SECOND ELECTRIC PIPE ENDS
SUB 20. = HOUSE BOX BOOM FILLS WHERE NEEDED
SUB 21. = FOH CHAIR WASH- 6 INSTRUMENTS
SUB 22. = COOL LOOK - (ART WILL PROGRAM)
SUB 23. = WARM LOOK (ART WILL PROGRAM)
SUB 24. = AMBER LOOK (ART WILL PROGRAM) OR HOUSE LIGHTS

***WHERE THERE ARE MORE SUBMASTER POSSIBILITIES- WE WILL PROGRAM MORE LOOKS BOTH WITH AND WITHOUT CYC- AND USE INDIVIDUAL FOH SPECIALS ON EACH CHAIR ON SEPARATE HANDLES

***HOUSE LIGHTS MUST BE ON A SEPARATE DIMMER AND ARE USUSALLY LEFT AT 25-35% FOR ENTIRE SHOW

ALL STAGING, SOUND, & LIGHTING CHANGES MUST BE APPROVED BY ART STEELE

CONTACT: Art Steele/ Audio Promedia -PO BOX 345, Sunderland, MA 01375 USA
PHONE: 413-665-1234/ FAX : 413-665-2234/ E-MAIL: as@crocker.com / www.artsteele.com

SWEET HONEY IN THE ROCK- 2010 TOUR TECH

STAGE LIGHTING NOTES- Page 3 of 3 -

Art Steele- SHIR TECH Director MUST BE CONTACTED (413-665-1234)
30 DAYS PRIOR TO SHOW TO APPROVE SOUND AND LIGHTING PACKAGE

NOTE: LIGHTING DESIGNERS MUST HAVE THIS SHEET IN FRONT OF THEM WHEN THEY CALL ART STEELE TO MAKE ADJUSTMENTS OR OFFER SUGGESTIONS OR SUBSTITUTIONS RESTAGING THE SHOW WITH-IN THEIR IN-HOUSE HANGS, REP PLOTS, INVENTORIES, BUDGETS, GEOMETRIES, AND ARCHITECTURE.
WE WILL BE FLEXIBLE AND MAKE IT WORK.

SWEET HONEY USES SUBMASTERS TO PRESET ELEMENTS TO WORK THROUGH THE SHOW IN REALTIME. ART STEELE WILL WORK WITH THE LIGHTING BOARD OPERATOR THROUGH THE SHOW TO CUE ELEMENTS AND LOOKS. THE SOUND CHECK WILL BE ALSO BE THE LIGHTING REHEARSAL TO CHECK THESE ELEMENTS IN SHOW CONTEXT. ART STEELE WILL PRE-SET AND CHECK THESE ELEMENTS IN THE TWO HOUR SPAN BEFORE SOUND CHECK WHICH IS USUALLY EITHER AT 4:30PM OR 3 1/2 HOURS BEFORE SHOW.

IT IS EXPECTED THESE LIGHTING LOOKS HAVE BEEN HUNG, ROUGHLY PRE-FOCUSED, AND PROGRAMMED TO APPROPRIATE SUBMASTERS PRIOR TO ART STEELE'S VENUE ARRIVAL WHICH IS USUALLY AT EITHER 2PM OR 2 1/2 HOURS BEFORE SOUND CHECK).

IT WILL BE ASSUMED ALL INSTRUMENTS ARE ETC SOURCE 4 (575 WATT MINIMUM) WITH PROPER LENS TUBES FOR FOCAL LENGTHS AND DISTANCES UNLESS OTHERWISE ARRANGED.

- SUB 1. - DOWNSTAGE CENTER SOLO SPECIAL- LIT FROM: FIRST ELECTRIC DOWN FROM ONE S4 26 OR 36 BIG ENOUGH FOR 2 PEOPLE TO STAND AND MOVE IN(10 TO 12FT CIRCLE- AND LIT FROM 1 OR 2 FOH S4- 19 DEGREES (S4 10 DEGREE'S OFTEN USED DEPENDING ON THROW)
- SUB 2. -EXPANDED SOLO CENTER- TWO FIRST ELECTRIC MID-PIPE CROSSED INSTRUMENTS (S4 26) PLUS - ADD HOUSE BOX BOOM POSITION LIGHTS OR FOH TO THIS)
- SUB 3- FULL DOWNSTAGE WASH- FOH, COVE, BOX BOOM COMBINATIONS- UP TO 18 UNITS- FULL STAGE WIDE- TO FRONT LIP AND SHUTTERCUT OFF CYC- IT MUST FILL THE ENTIRE FRONT PROCENIUM SIDE TO SIDE AND MUST BE VERY BRIGHT! (CAN SHARE FOH INSTRUMENTS WITH SUB 1 AND 2.)
- SUB 4- SR SIGNER CHAIR - 1 S4 26 2ND ELECTRIC DOWN LIGHT + FIRST ELECTRIC SL PIPE END UNIT +FOH 1 UNIT
- SUB 5-9- CHAIR DOWN LIGHTS - ONE S4 26 PER CHAIR FROM 2ND ELECTRIC(CAN BE ALSO DONE SLIGHTLY FRONT STEEP ANGLE FROM THE FIRST ELECTRIC) GENEROUS CIRCLES(1 1/2 CHAIR TO 2 CHAIRS AND OVERLAPPING)
- SUB 10- ALL DOWN LIGHTS- (SUBS 4, 5, 6, 7, 8, AND 9)
- SUB 11- FULL STAGE PRIMARY RED ROSCOE 27 WASH- 2 UNITS FROM EACH PIPE END ALL ELECTRICS AND/OR 3RD AND 4TH ELECTRIC MID PIPE- 12-16 UNITS TOTAL- PARS OK + FOH RED WASH
- SUB 12- FULL STAGE PRIMARY BLUE ROSCOE 80 WASH- FROM PIPE ENDS ALL ELECTRICS AND /OR 3RD AND 4THELECTRIC MID PIPE- 12 UNITS TOTAL- PARS OK + FOH BLUE WASH
- SUB 13- FULL STAGE AMBER LEE 238/ OR ROSCOE 21 WASH- FROM PIPE ENDS ALL ELECTRICS + 3RD AND 4TH ELECTRIC MID PIPE- 8- UNITS TOTAL- PARS OK
- SUB 14- BREAK UP PATTERN (REALISTIC LEAVES PREFERRED) BEHIND CHAIRS- CORRIDOR- OF 4-S4 36 OR 6-S4 2 FROM 2ND OR 3RD ELECTRIC- SHARP PATTERN ON FLOOR- CAN BE SHAPED TO FOLLOW THE REAR OF THE CHAIR SEMI-CIRCLE
- SUB 15- CYC LIT BY GROUND ROW ONLY- FEATHERING OUT ONLY 1/2 WAY UP - BLUE LEE 201
- SUB 16- CYC LIT BY GROUND ROW ONLY- FEATHERING OUT ONLY 1/2 WAY UP - AMBER LEE 238
- SUB 17- CYC LIT BY GROUND ROW ONLY- FEATHERING OUT ONLY 1/2 WAY UP - YELLOW ROSCOE 10
- SUB 18- WARM HIGH SIDES ON FIRST AND SECOND ELECTRIC PIPE ENDS - 4- S4 26 - AMBER LEE 238
- SUB 19- COOL HIGH SIDES ON FIRST AND SECOND ELECTRIC PIPE ENDS- 4- S4- 26 - BLUE LEE 201
- SUB 20- HOUSE BOX BOOM LIGHTS FOR FILL WHERE NEEDED
- SUB 21- FOH CHAIR WASH -- MUST BE BRIGHT! 4-8 S4 10 DEGREE OR 19 DEGREE (DEPENDING ON THROW)
- SUB 22- BLUE LOOK (ART WILL PROGRAM) [A LOOK WILL BE A COLOR HUE, WITH CYC, AND INCLUDE CHAIR DOWNS PLUS FRONT LIGHT SET TO A PERFORMANCE MINIMUM LIGHT LEVEL]---
- SUB 23- WARM LOOK(ART WILL PROGRAM)
- SUB 24- AMBER LOOK(ART WILL PROGRAM) / OR HOUSE LIGHTS IF NO SEPARATE DIMMER
- SUB 25-(ON UP)- IF FURTHER SUBMASTERS AND INSTRUMENTS ARE AVAILABLE WE WILL ADD 6 INDIVIDUAL FOH CHAIR SPECIALS ON SEPARATE HANDLES - AND PROGRAM ANOTHER 6-8 LOOKS ---